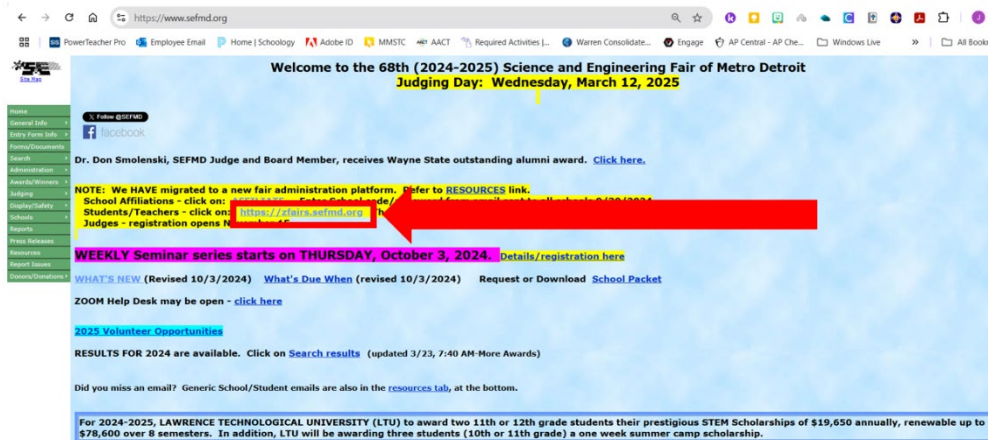


Zfairs Registration Information for SEFMD

Step 1.

Open [SEFMD Link](https://www.sefmd.org) and click on Zfairs Link



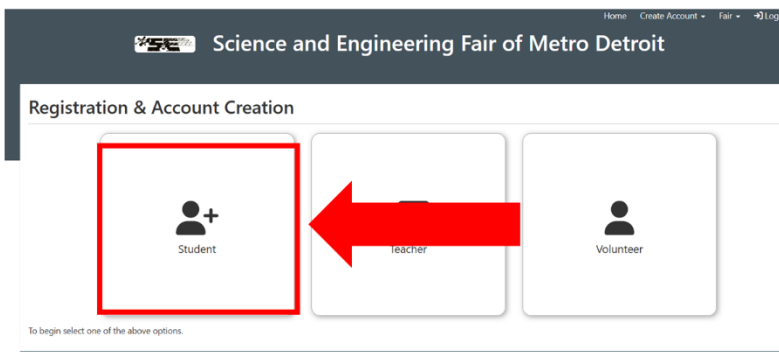
Step 2.

Click "Register" underneath "Account Info" on the right side



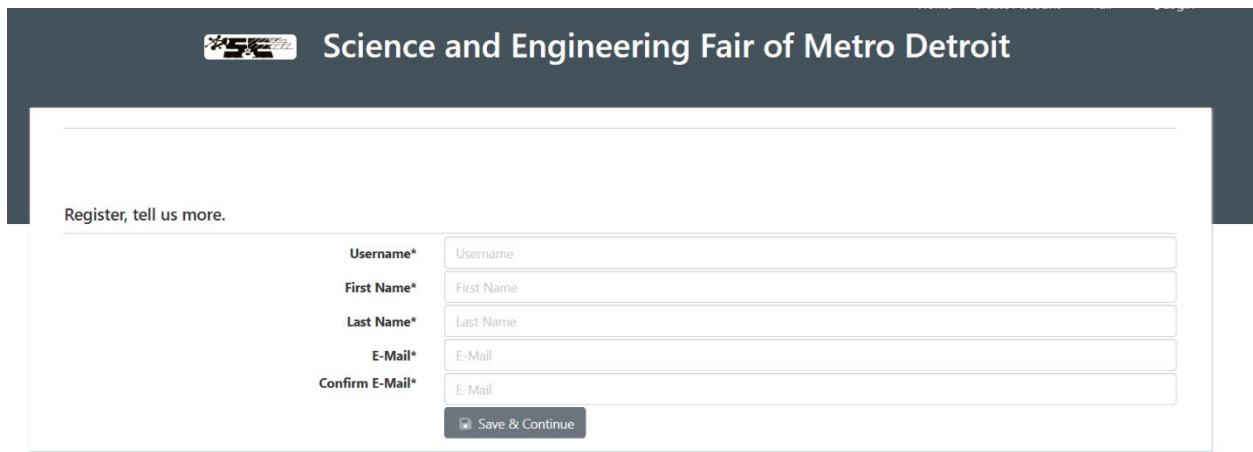
Step 3.

Select leftmost button labeled "Student"



Step 4.

Complete the fields and click Save and Continue



The image shows a registration form titled "Science and Engineering Fair of Metro Detroit". The form is set against a dark blue header with the SEF logo. Below the header, the text "Register, tell us more." is displayed. The form contains five input fields: "Username*", "First Name*", "Last Name*", "E-Mail*", and "Confirm E-Mail*". Each field has a corresponding label to its left. At the bottom of the form is a "Save & Continue" button.

Step 5.

verify your email address

Click save and continue



The image shows the "Verify Email Address" page. At the top, there is a navigation bar with links for "Home", "Create Account", "Fair", and "Login". A green "Saved!" notification is visible in the top right corner. The main content area has the title "Verify Email Address" and a greeting "Hi Steven." Below this, a message states: "We need to verify that you can receive our emails. We have sent an email to brawlstarsplaceholder@gmail.com. Check your email for a message from zFairs. If you don't see it, please check your spam folder." At the bottom, there are two buttons: "Resend Email" and "Continue".

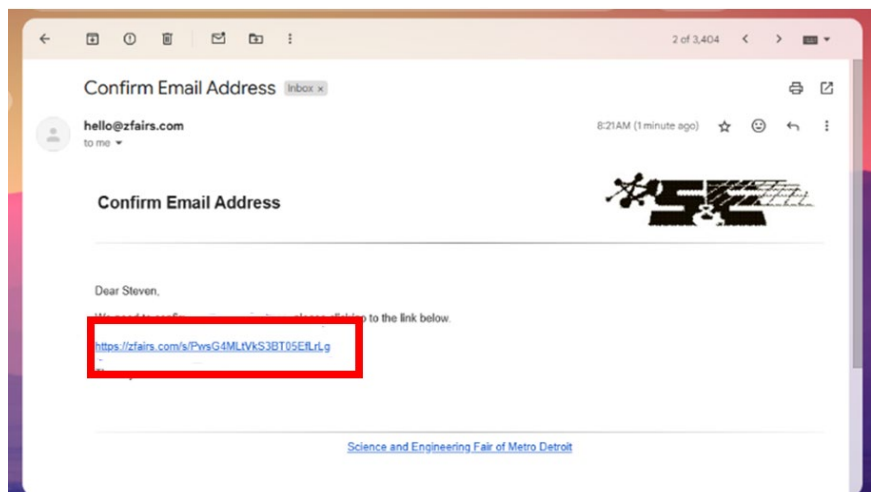
Step 6.

Open email inbox and search for confirmation email.

Click provided link in email

(NOTE, LINK IS DIFFERENT FOR EVERYONE DO NOT USE THE ONE IN THE IMAGE BELOW)

After clicking on the link, you will be taken back to zfairs. Do not click on the link on your cell phone.




Step 7.

Create a profile, username and password.


Click save and continue.


Profile


Your personal photo should be appropriate




Username* example

First Name* 

Last Name* 

E-Mail* aceholder@gmail.com

Confirm E-Mail* aceholder@gmail.com

Phone* Phone

Cell Phone Cell Phone

Gender* select

Ethnicity* select

Race* select

SEFMD Home Page x Science and Engineer... x Confirm Email Addr... x Steven Lee x Science and Engineer...

zfaits.sefmd.org/app/user/new/Student/75beddc6-bdc6-46c7-8c33-3d462d8563d6/7f1-c68c3c62-61c6-429a-8195-dc6b09c0aa8

Sign-in

Username* example

Password* Password

Confirm Password* Password

Parent / Guardian

Parent/Guardian's E-Mail Parent/Guardian's E-Mail

Confirm Parent/Guardian's E-Mail Parent/Guardian's E-Mail


Address

Address* Address

Address 2 Address 2

City State, Zip* City select Zip

Save & Continue



Step 8.

Select “Start” under “Start a New Entry”.

Science and Engineering Fair of Metro Detroit

New Entry

To start or link to an existing entry, please choose one of the following options:

Start a New Entry

Choose this option if you are working alone or you are the first member of your team to register.

Link to Existing Entry

Choose this option if you have previously registered or have a friend who has registered.

Project Key

Saved!

Select your school. (Note schools only appear after they have affiliated).
Select your teacher (if your teacher does not appear, tell them that they need to register)

Click Save and Continue

Science and Engineering Fair of Metro Detroit

School

School*

Teacher*

Grade*

Brought to you by

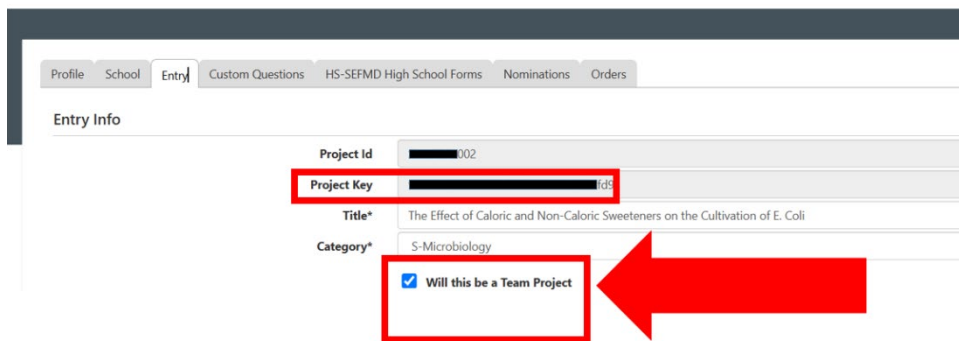
zFairs

© illuminating Software LLC 2024
zFairs 4.1.9089.16428
Privacy Policy | Terms of Use

Step 9 .

Enter data in ALL of the fields in ALL of the tabs. You MUST click save and continue EACH tab.

NOTE: Team Projects must select the TEAM box on the entry tab.



Profile School **Entry** Custom Questions HS-SEFMD High School Forms Nominations Orders

Entry Info

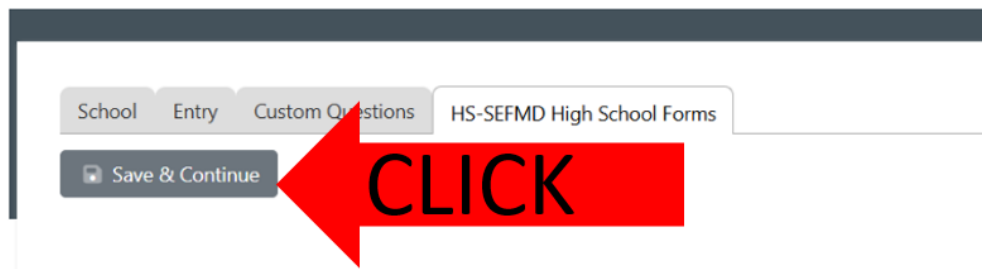
Project Id [redacted]002

Project Key [redacted]ids

Title* The Effect of Caloric and Non-Caloric Sweeteners on the Cultivation of E. Coli

Category* S-Microbiology

☒ Will this be a Team Project



School Entry **Custom Questions** HS-SEFMD High School Forms

Save & Continue

CLICK

Step 10.

Click the box, Parent or Guardian must type their name.

Click green save and continue.

☒ **The student, sponsoring teacher, and parent or legal guardian hereby agree that they accept the following conditions:**

- 1) Failure to abide by all local and ISEF fair rules and procedures will result in disqualification.
- 2) The decision of the Fair officials is final, both in accepting the project for display and in the selection of the winners.
- 3) If the project is accepted, the student agrees to display it at the fair (through public viewing) and/or permit the public to view the project through the virtual science fair.
- 4) The Teacher agrees to sponsor the student and assumes responsibility for compliance with all existing SEFMD and ISEF rules.
- 5) The Teacher agrees to conduct a safety review of the project.
- 6) The student and parent acknowledge that photographs and video may be taken at the Science Fair of the participant and hereby give permission for the photographs/video to be used in news and marketing related events for the SF, its donors, and various partners. In addition, the students may be required to do a video of their project and the video will be available to judges and the general public.
- 7) The top Senior Division students (9th-12th graders) may be interviewed by judges via ZOOM or another application. Permission is hereby given for the participant to be part of these interviews.
- 8) Student researchers are expected to maintain the highest standards of honesty and integrity. Scientific fraud and misconduct are not condoned at any level of research or competition. Such practices include but are not limited to: plagiarism, forgery, use of presentation of other researcher's work as one's own and the fabrication of data. Fraudulent projects will fail to qualify for competition in SEFMD and ISEF.

By typing your name you are providing your legal signature, and confirming you have read and understand all of the rules, requirements, and/or guidelines. If you are a minor a parent or legal guardian must sign.

Signature

[Save & continue](#)

If you have a Team Project continue to step 11

Team Projects

Use the link provided after step 10, or follow step 11 below.

Account Created for: test
Congratulations test, your account has been created. Please read this page as additional items or tasks may be required.

Account Information

Name: test test
Email: jh1111@gmail.com
Username: test
Title: g
Category: S-Exhibition
: S-EXH-001
: afdaf246-a078-4abb-b08e-8b8dbd75af29

Award Nominations
Click the nominations button to view and set your award nominations.
[Nominations](#)

Team Information
[Register Next Team Member](#)

If you are on a TEAM – CHECK your email for a message with the Project Key & URL that appear below and provide them to each member of your team!
Project Key: afdaf246-a078-4abb-b08e-8b8dbd75af29
Team members MUST use this to join your team. Give the provided key, or the following URL to your team members so they can register.
<https://ZFAIRS.SEFMD.ORG/app/user/new/Participant/71-cdfe3c02-68c6-429e-8195-dc0b09c0aa80?team=afdaf246-a078-4abb-b08e-8b8dbd75af29>

Step 11.

Make sure the initial entry has selected the “Team Project” box on the entry tab **AND** You must click save and continue for every section of the entry process.

Profile School **Entry** Custom Questions HS-SEFMD High School Forms Nominations Orders

Entry Info

Project Id

Project Key

Title* 70 of 128

Category*

☒ Will this be a Team Project

Step 12.

All Team members must complete steps 1-7

Step 13.

DO NOT start a new entry. Select Link to Existing Entry

The passkey can be found on the Entry tab of the original entry.

The screenshot shows the SEFMD website interface. At the top, there's a navigation bar with 'Home', 'Create Account', 'Fair', and 'Logout'. The main heading is 'Science and Engineering Fair of Metro D'. Below this, there's a 'New Entry' section with two options: 'Start a New Entry' and 'Link to Existing Entry'. A large red arrow points from 'Start a New Entry' to 'Link to Existing Entry'. The 'Link to Existing Entry' option is highlighted with a red box. Below this, there's a 'Project Key' input field and a 'Link' button. At the bottom, there's a navigation bar with 'Profile', 'School', 'Entry', 'Custom Questions', 'HS-SEFMD High School Forms', 'Nominations', and 'Orders'. The 'Entry' tab is highlighted with a yellow circle. Below the navigation bar, there's an 'Entry Info' form. The 'Project Id' field is filled with '102'. The 'Project Key' field is highlighted with a red box. The 'Title' field is filled with 'The Effect of Caloric and Non-Caloric Sweeteners on the Cultivation of E. Coli'. The 'Category' dropdown is set to 'S-Microbiology'. The 'Will this be a Team Project' checkbox is checked and highlighted with a red box. A red arrow points from the 'Will this be a Team Project' checkbox to the 'Link to Existing Entry' option.

Step 14.

Confirm your Team Link by going to the SEFMD tab (may say middle school) and confirm that a 1B form for EACH team member appears.

HS-SEFMD High School Formsdownload

Welcome to the 2024-2025 ISEF Paperwork for High School Students!

This page is where you will upload and fill out your paperwork forms. You'll be able to request signatures, fill out the forms and have everything available to the SRC board for review all in one place.

<div>Required</div> <div>Form 1 - Adult Sponsor Checklist - (kaylyn...</div> <div>File has been uploaded.</div> <div>Needs to be signed.</div>	<div>Required</div> <div>Form 1A - Student Checklist - (kaylyn...p...</div> <div>File has been uploaded.</div> <div>Needs to be signed.</div>	<div>Required</div> <div>Form 1B - Approval - (kaylyn...p...</div> <div>File has been uploaded.</div> <div>Needs to be signed.</div>
<div>Required</div> <div>Form 1B - Approval - (kaylyn...p...</div> <div>File has been uploaded.</div> <div>Needs to be signed.</div>	<div>Required</div> <div>Form 2 - Qualified Scientist - (kaylyn...p...</div> <div>File has been uploaded.</div> <div>Needs to be signed.</div>	<div>Required</div> <div>Form 3 - Risk Assessment - (kaylyn...p...</div> <div>File has been uploaded.</div> <div>Needs to be signed.</div>
<div>Required</div> <div>Form 6A - Hazardous Biological Agents - (...)</div> <div>Needs to be signed.</div>	<div>Required</div> <div>Form 6B - Human or Vertebrate Animal Ti...</div> <div></div>	<div>Show Form Wizard</div>
<div>Show Hidden Files</div>		